

Smarter Intertenancy Wall Systems



afs

Smarter Permanent Formwork

**Save time,
Save money,
Save space.**

AFS has been supplying and installing permanent formwork systems throughout New Zealand for over 15 years. With Logicwall[®], they offer one of the thinnest intertenancy walls available, giving architects the design space they deserve. Save time with its speed of installation and save money and space with no need for strapping and lining.

afs

Benefits



Wall Thickness

From 162mm



Acoustic Performance

55 - 69 STC



Shop Drawn System

Significant Waste Reduction



Fire Performance

240/240/240



Speed of Construction

Hand Installed




Load Bearing Structure

Solid Concrete Wall





Intertenancy Wall Options



Wall Type	LW150	LW162	LW200
Thickness	150mm	162mm	200mm
Fire Resistance Level (FFL)	240/240/180	240/240/240	240/240/240
Acoustic Rating (STC)	54	55	58
Strapping and Lining one side			
Acoustic Rating (STC)	61	62	64
Thickness	204mm	216mm	254mm
Strapping and Lining both side			
Acoustic Rating (STC)	67	68	69
Thickness	276mm	288mm	326mm

Refer to AFS acoustic report for further options.

System Highlights

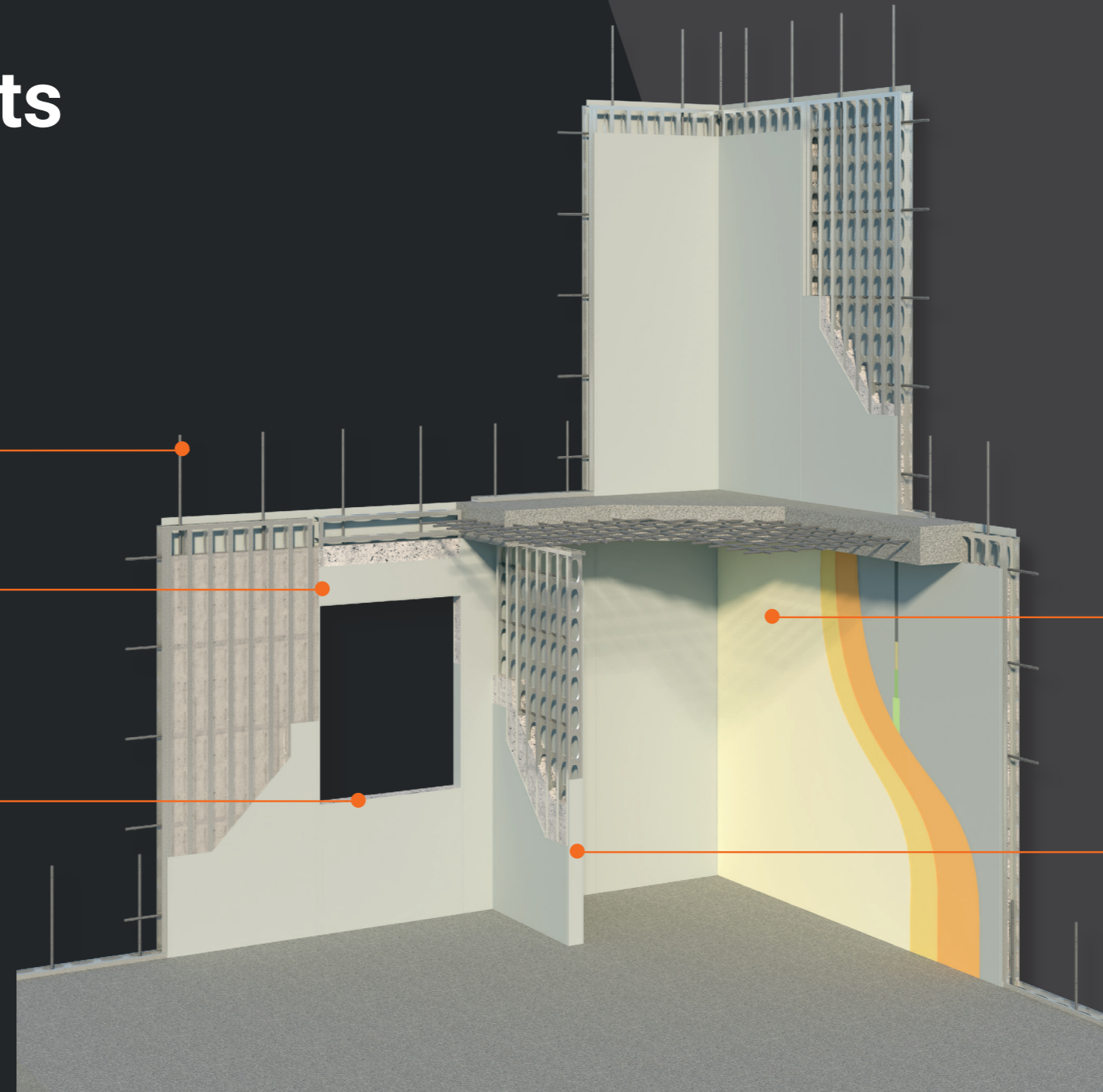
*Site-installed reinforcing
to engineer's specification*

*External walls finished with
acrylic render or over clad*

*Still and lintel panels to create
window and door openings*

*Rebated sheet joints to allow for
direct plastering and skim coating*

*Pre-assembled end caps
and corner closers*



Installation



1

Site Efficiency

Logicwall® panels are easily stacked to maximise site efficiency



2

Shop Drawings


Shop-drawn panels are labeled for easy installation



3

Hand Installed

Lightweight panels are easily installed by hand



4

Reinforcing Installation

Horizontal and vertical reinforcing as per structural drawings



5

Braced

Once erected panels are plumbed and braced in ready for core filling



6

Concrete Pour

Core filled via a boom pump



FAQ

What is Logicwall®?

Logicwall® is a permanent formwork system designed as an intertenancy wall in medium-density housing.

Who installs Logicwall®?

We offer a full supply and installation service.

Why chose Logicwall® for Intertenancy Walls over traditional systems?

The main advantage to an architect is the thickness of the finished wall. With acoustic and fire compliant walls as thin as 162mm, we can reduce the wall thickness by 40% over traditional systems.

What finishing options are available for Logicwall®?

The standard procedure is to plaster the panel joints, followed by a full skim coat. Alternatively, you can strap and line the Logicwall®.

How quickly can Logicwall® be installed?

A 3 man team can install up to 150m² per day.

Our Resources

Designing with AFS Logicwall®

The Design Handbook is a comprehensive kit of design and construction resources for architects and engineers seeking to specify AFS Logicwall® in medium-density projects.

Along with our design guides we have an experienced in-house team to support you from design and consent through to construction.

The Design Handbook Includes:

- AFS Design Guide
- Standard Details (PDF, DWG & RVT)

With Chapters Covering:

- Applications
- Properties
- Structural design
- Internal/external design considerations
- Performance
- Environment
- Trade coordination
- Installation
- Certification
- Architectural detailing



 **masterspec partner**

afs logicwall

2019 afs



**smarter
permanent
formwork.™**

afswall.co.nz

sales@afswall.co.nz

0508 423 769

AFS New Zealand
9 Vivian Place, Nelson, 7011